

A Guide to Michigan's Behavioral Healthcare Crisis Continuum



May 2025

Mobile Crisis Units

WHAT ARE THEY?

Mobile Crisis Units (MCUs) are teams of mental health professionals who provide on-site intervention for individuals experiencing a psychiatric crisis. The team typically includes mental health providers and social workers who respond to crisis situations, often outside of clinical settings. MCUs will often go to the patient's location to provide crisis care.

SERVICES MAY INCLUDE:

- Immediate crisis intervention, de-escalation and stabilization.
- Mental health assessments and brief therapeutic interventions.
- Connection to further care (e.g., outpatient services, emergency rooms or inpatient units).
- Referral to community resources and follow-up services.

POPULATIONS SERVED:

Adolescents and adults in crisis who need immediate support to avoid escalation but may not need to be transported to a hospital or psychiatric facility.

SETTING:

Community-based care, often provided on-site in a person's home or a public space where a crisis is occurring (e.g., parks, streets, schools).

MOBILE CRISIS UNITS IN MICHIGAN:

- Barry County Community Mental Health Authority
- Bay-Arenac Behavioral Health
- Berrien Mental Health Authority
- Cass County Community Mental Health
- CMH Authority Clinton Eaton & Ingham Counties
- Common Ground
- Community Mental Health for Central Michigan
- Copper Country CMHSP
- Detroit Wayne Integrated Health Network
- Genesee Community Health Center
- Gratiot Integrated Health Network
- HealthWest
- Huron Behavioral Health
- Integrated Services of Kalamazoo
- Lapeer County Community Mental Health
- Lenawee CMH Authority
- Montcalm Care Network
- Network180
- Newaygo County CMHSP
- Northeast Michigan Community Mental Health Authority
- Northern Lakes Community Mental Health
- Northpointe Behavioral Healthcare System
- OnPoint
- Pines Behavioral Health
- Saginaw County CMH Authority
- Sanilac County Community Mental Health
- St. Clair County Community Mental Health
- The Right Door for Hope, Recovery and Wellness
- Tuscola Behavioral Health Systems
- Van Buren Community Mental Health Authority
- Washtenaw County Community Mental Health
- West Michigan Community Mental Health

Certified Community Behavioral Health Clinics

WHAT ARE THEY?

Certified Community Behavioral Health Clinics (CCBHCs) are facilities outside of hospitals (often safety net providers¹) offering comprehensive, integrated behavioral healthcare services and treatment for a broad range of mental health conditions, including Substance Use Disorder (SUD).

SERVICES CAN INCLUDE:

- Outpatient mental health and SUD services.
- Care coordination, peer support and case management.
- Psychiatric assessments and medication management.
- Family and community-based services.

POPULATIONS SERVED:

The general community, especially those experiencing co-occurring mental health and/or substance use disorders.¹

STAFFING MODEL:¹

CCBHCs must be staffed with child mental health professionals, qualified mental health professionals, substance abuse treatment specialists, along with other support clinical staff. These providers must be certified or licensed in accordance with guidance from the Michigan Department of Health & Human Services (MDHHS) and/or the Michigan Department of Licensing and Regulatory Affairs (LARA).

SETTING:

Typically, CCBHCs are outpatient clinics.

CCBHCs IN MICHIGAN:

The Michigan Department of Health and Human Services (MDHSS) has a list of CCBHCs by county [here](#). Questions or concerns regarding compliance can be addressed to the CCBHC mailbox at MDHHS-CCBHC@michigan.gov.

Emergency Psychiatric Assessment, Treatment and Healing Units

WHAT ARE THEY?²

Emergency Psychiatric Assessment, Treatment and Healing Units (EmPATH units) are critical care-level units for patients experiencing a behavioral health crisis, often offering a calming environment and requisite observation. These units regularly use patient-empowerment tools to help individuals navigate a crisis and build coping skills for recovery.

SERVICES CAN INCLUDE:

- Initial psychiatric evaluation and treatment.
- Stabilization with opportunities for social interaction or solitude.
- Observation as needed and ongoing staff support.
- Linkage to outpatient services.

POPULATIONS SERVED:

Patients in psychiatric emergencies.

SETTING:

EmPATH units are typically located in hospitals, distinct from the emergency department (ED) but part of the broader emergency services continuum.

STAFFING MODEL:

The staffing model for EmPATH units usually includes board-certified physicians and advanced practice providers, as well as any necessary clinical support staff.

EmPATH UNITS IN MICHIGAN:

- Corewell Health Grand Rapids Hospitals - Butterworth
- McLaren Northern Michigan - Cheboygan Campus (*in development*)
- Trinity Health Livonia

Partial Hospitalization Programs

WHAT ARE THEY?

Partial Hospitalization Programs (PHPs) are highly structured treatment programs that are a step above outpatient day treatment programs.³ PHPs provide coordinated care with active psychiatric supervision. Treatment is provided for six or more hours per day, five days a week at the PHP location.

SERVICES CAN INCLUDE:

- Active psychiatric supervision.
- Multimodal treatment and supports.
- Services to arrest regression and forestall the need for inpatient care.
- Services to relieve or reverse disabling psychiatric symptomatology and/or residual functional impairments.
- Routine medical observation and supervision to regulate psychotropic medications and minimize serious side effects.

POPULATIONS SERVED:³

Individuals experiencing symptoms of mental illness who require active psychiatric supervision. Often those who:

- Do not need 24-hour surveillance.
- Are at risk of being a danger to themselves or others.
- Are experiencing complications with medication.

SETTING:⁴

Non-residential or ambulatory care setting.

STAFFING MODEL:

The staffing model for PHPs includes licensed mental health professionals such as physicians, psychologists and/or licensed clinical social workers. Additional clinical staff may also be present as needed.

PHPs IN MICHIGAN:

- Cedar Creek
- Havenwyck Hospital
- Holland Hospital
- Munson Healthcare
- MyMichigan Health
- Pine Rest Christian Mental Health Services
- Trinity Health
- University of Michigan Health Ypsilanti Health Center

Crisis Stabilization Units

WHAT ARE THEY?

Crisis Stabilization Units (CSUs) are facilities that address behavioral health crises or acute symptoms due to psychological distress. The goal of CSUs is to provide assessment, stabilization and determination of the appropriate level of care. CSUs aim to prevent unnecessary and avoidable hospitalizations. By law, CSUs provide stabilization services for no more than 72 hours.⁵ After 72 hours, the patient may be discharged or referrals may be made to: Outpatient or community-based services, partial hospitalization programs or psychiatric inpatient hospitals. Individuals not in active psychological distress but instead seeking preventive care related to mental health should seek services elsewhere.⁵

SERVICES CAN INCLUDE:

- 24/7 observation and monitoring.
- Psychosocial assessments.
- Psychiatric evaluation.
- Medication management and therapy.
- Linkage to outpatient services or more intensive care if needed.
- Family-driven care (includes family members as a crucial part of a pediatric patient's support network).

POPULATIONS SERVED:

- Anyone experiencing a behavioral health crisis, regardless of insurance coverage or a formal diagnosis.
- Children and adolescents (most often treated separately from adult patients).
- Those with a serious mental illness (SMI), children with serious emotional disturbance (SED), people with intellectual and developmental disabilities (IDD), those with or autism spectrum disorder (ASD), individuals with substance use disorder (SUD) in crisis as well as people with co-occurring mental health and substance use issues.

SETTING:

CSUs are meant to be located within the community, not in institutional settings.⁵ A psychiatric hospital or general hospital may establish and operate a crisis stabilization unit. Community mental health agencies are also permitted to establish a CSU.⁶

STAFFING MODEL:

The staffing model for CSUs typically includes board-certified psychiatrists, psychiatric nurses, peer support specialists, along with clinical support staff. Youth CSUs must have a 24/7 staffing plan established.

CSUs IN MICHIGAN:

- COPE Crisis Stabilization Unit
- Detroit Wayne Integrated Health Network
- Trinity Health Behavioral Health Crisis Center (in collaboration with Network180)

Additional CSUs are in development in the following counties: Clinton, Eaton, Ingham, Kalamazoo, Macomb, Oakland and Wayne County.

Psychiatric Residential Treatment Facility

WHAT ARE THEY?

Facilities (other than a hospital)* that provide in-patient psychiatric services to individuals under the age of 21. Psychiatric Residential Treatment Facilities (PRTFs) aim for their patients to be integrated back into the community within 90-180 days.

**Hospitals may open a PRTF as long as the address is separate from the main acute care hospital.*

SERVICES MAY INCLUDE:

- Individualized assessment and treatment planning.
- Crisis assistance, development of healthcare directives and crisis prevention plans.
- Nursing services.
- Applied Behavioral Analysis (ABA).
- Therapy services from licensed professionals.
- Educational services.

POPULATIONS SERVED:

Medicaid-eligible individuals under 21 that were recently discharged from the state psychiatric hospital system. Primarily children and adolescents with severe emotional disturbances, behavioral disorders or complex psychiatric needs that cannot be managed in an outpatient setting.

**Eventually the PRTF model will be open to admitting patients directly from home or emergency department once capacity issues at the state hospitals have been relieved.*

SETTING:

Residential facilities with live-in accommodations, generally designed for younger populations or those with significant behavioral and psychiatric concerns.

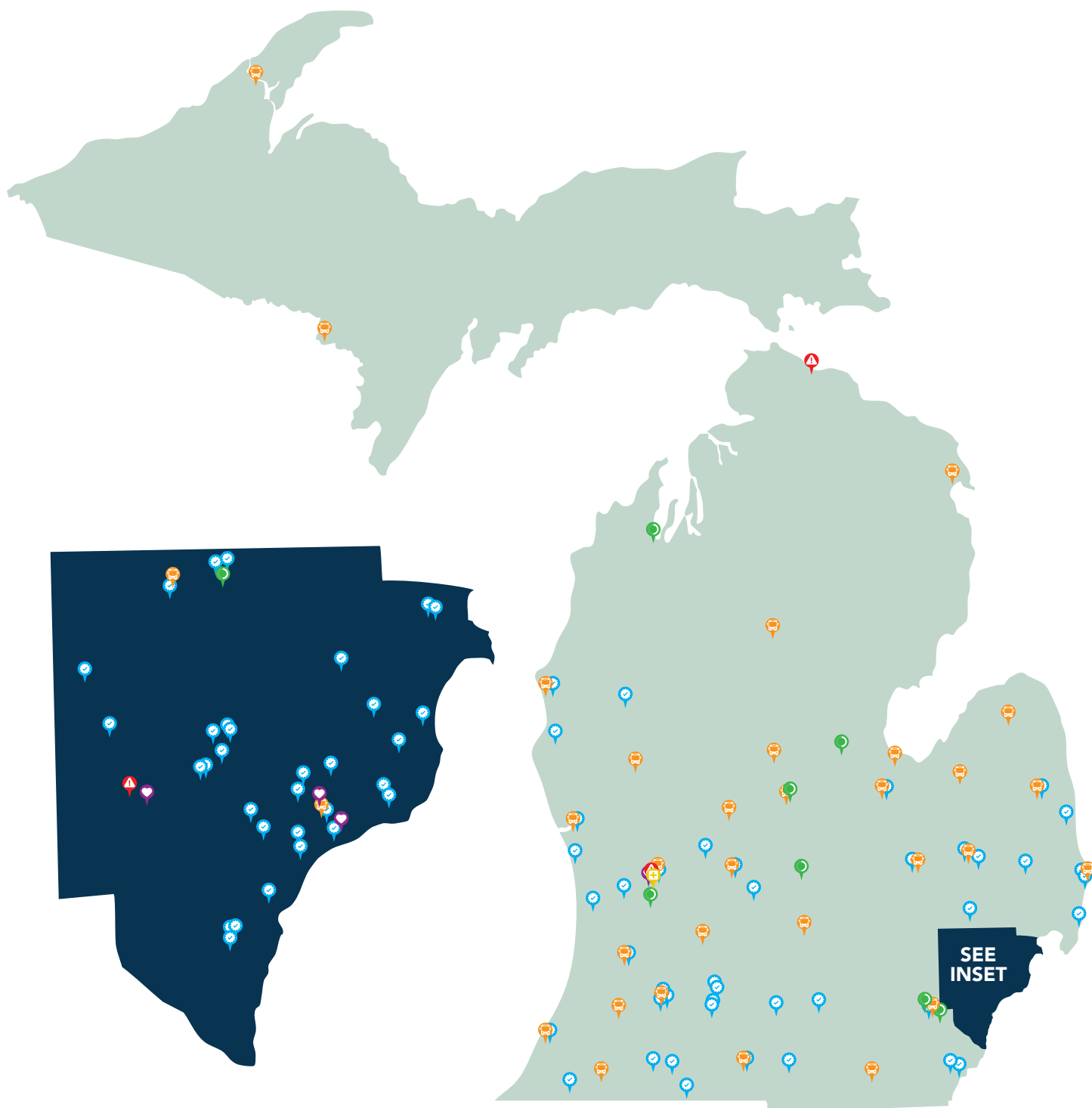
STAFFING MODEL:⁷

The staffing model for PRTFs typically includes a board-certified physician serving as the medical director, behavior analysts, and other clinical support staff as needed. Additionally, the facility must provide K-12 education to patients that need it.







PRTFs IN MICHIGAN:

- Hope Network
- Pine Rest Christian Mental Health Services
- Cristo Rey (*in development*)
- Hegira Health (*in development*)

Behavioral Health Sites in Michigan



KEY:

 Mobile Crisis Unit	 Crisis Stabilization Unit
 Partial Hospitalization Programs	 Emergency Psychiatric Assessment, Treatment and Healing Unit
 Certified Community Behavioral Health Clinic	 Psychiatric Residential Treatment Facility

Information outlined in this document is subject to change. Please send any suggested additions or edits to communicate@mha.org.

References

¹[Michigan CCBHC Demonstration Handbook](#)

²[Vituity](#)

³[Michigan Medicaid manual](#)

⁴[CMS PHPs](#)

⁵[Crisis Stabilization Units in Michigan](#)

⁶[Act No. 402-Public Acts of 2020](#)

⁷2413-PRTF



www.mha.org



Created by the Michigan Health & Hospital Association to outline behavioral health crisis services, the difference between care models, who they serve and where they are in Michigan.